

# HB-THERM<sup>®</sup>

## FLOW-5

### Flow Meter

Product Catalogue 2019-10





## Flow Meter Flow-5

In parallel connected circuits flow changes might remain undetected as the flow of medium is distributed among the remaining channels.

External flow meters Flow-5 monitor parallel circuits individually and detect changes early on, before production quality begins to be compromised.

The Flow-5 are easy to operate and provide highly accurate ultrasonic measurements.

### *...parallel, more power, and still reliable*

Constant temperature control and high part quality

- Larger overall flow
- Smaller temperature difference between main line and return line
- Better homogeneity in temperature distribution

Saves costs and energy

- Fewer temperature control units necessary

### *...easy, intelligent and convenient*

- Determination of process power per circuit
- Automatic limit value setting
- Assistant for manual flow adjustment \*
- Recording of data via USB and analysis in Excel

Tu 2019-09-24, 14:38 HB-THERM															
B1	B2	B3	B4	B5	B6	B7	B8	...	A1	A2	A3	...	A4	A5	A6
Flow rate 18.1 $\frac{L}{min}$															
Main line 175.0 °C															
Return line 174.2 °C															
Process power 1.0 kW															
Difference return/main line -0.8 K															
Normal operation															

### *...precise, powerful and efficient*

Large scope of application

- Smallest flow rates from 0,4 L/min
- High temperatures up to 200 °C \*
- Different models

### *...safe, reliable and low on maintenance*

Fully automated process monitoring

- Continuous monitoring of flow and temperature per circuit
- Highly accurate ultrasonic flow rate measurement

Durable construction

- Solely non-corroding materials in the hydraulic circuit
- Flow rate measurement without any moving parts

Improved protection for the mould

- Early detection saves costly maintenance



Model: Unit attachment

**Standard Equipment**

<b>Hydraulics</b>		Continuous maintenance-free ultrasonic flow meter
		Nominal measuring range 0,4 to 20 L/min per circuit
		4 circuits
		Hydraulic circuit made of non-corroding materials
		Common temperature sensor in the main line Pt 1000
<b>Command / Display</b>		Temperature measuring in the return line of each circuit Pt 1000
		Three coloured LEDs show the status of the unit
		Info button for switching display
		Determination of individual process power
		Automatic limit value setting
<b>Interface</b>	HB (IN/OUT)	HB-Therm data interface CAN for connection to a temperature control unit Thermo-5 or control module Panel-5
		2 sockets Sub-D 15 pin (1 male and 1 female)
	AUX	Frequency output (20 L/min @ 200 Hz)
		1 socket Sub-D 25 pin (male)
<b>Power supply</b>		Power supply via interface HB
		24 VDC; 1,5 W

**Additional Equipment**

<b>ZH Shut-off valves</b>	Shut-off valves for all circuits
---------------------------	----------------------------------

Communication (→P. 8, Fig. 1)



**Technical Specifications**

Flow meter	Model	Unit attachment			
	Temperature control unit	Thermo-5			
	Heat transfer medium	Water		Oil	
	Maximum main line temperature	°C	160	180	200
	Housing size of temperature control unit		1 or 2	2	2
Type			HB-FM160	HB-FM180	HB-FM200
	Unit attachment		G	G	G
	Maximum number of circuits		4	4	4
		4	●	●	●
Circuits	Number of circuits		●	●	●
Connection	Cable HB, 1 m		●	●	●
Additional equipment	Shut-off valves	ZH	○	○	○

**Ordering example: HB-FM160G4-4-ZH, English**

Nominal measurement range	Per circuit	L/min	0,4–20	0,4–20	0,4–20
Connection circuits	Thread		G½	G½	G½
	Resistance	bar, °C	20, 180	25, 200	8, 220
Dimensions (→P. 9, Fig. 2)	Height	mm	246	246	246
	Width	mm	180	184	184
	Depth	mm	348	348	348
Weight max.		kg	9	9	9

● Standard specification    ○ Optional

Model: Autonomic assembly


## Standard Equipment

<b>Hydraulics</b>		Continuous maintenance-free ultrasonic flow meter
		Nominal measuring range 0,4 to 20 L/min per circuit
		Expansion of measuring range up to 40 L/min by parallel connection of two circuits (accessories)
		Manual flow rate setting with fine adjustment valve per circuit
		Modular-design with up to a maximum of 16 circuits
		Hydraulic circuit made of non-corroding materials
		Common temperature sensor in the main line with sensor Pt 1000
<b>Command / Display</b>		Temperature measuring in the return line of each circuit with sensor Pt 1000
		Signalling lights for visualising flow rates
		Determination of individual process power
<b>Interface</b>	HB (IN/OUT)	Automatic limit value setting
		HB-Therm data interface CAN for connection to a temperature control unit Thermo-5 or control module Panel-5
		2 sockets Sub-D 15 pin (1 male and 1 female)
<b>Power supply</b>		Power supply via interface HB
		24 VDC; 2,2 W/4 circuits

## Additional Equipment

<b>ZA Connection for alarm</b>	Alarm using potential-free contact (rating max. 250 VAC, 4 A)
	1 socket Harting Han 3A (male)
<b>ZH Shut-off valves</b>	Shut-off valves for all circuits (without parallel connections)

Communication (→P. 8, Fig. 1)



**Technical Specifications**

Flow meter		Model	Autonomic assembly								
Heat transfer medium			Water								
Maximum main line temperature		°C	160				180				
Type			HB-FM160				HB-FM180				
Mounting left <sup>2)</sup>			L				L				
Mounting right <sup>2)</sup>			R				R				
Maximum number of circuits			4	8	12	16	4	8	12	16	
Circuits	Number of circuits	2	●				●				
		3	○				○				
		4	○				○				
		5		●				●			
		6		○				○			
		7		○				○			
		8		○				○			
		9			●					●	
		10			○					○	
		11			○					○	
		12			○					○	
		13				●					●
		14				○					○
		15				○					○
		16				○					○
		Additional equipment		Connection for alarm	ZA	○	○	○	○	○	○
		Shut-off valves G½	ZH	○	○	○	○	○	○	○	○

Accessories (→P. 11, Fig. 3)	Cable HB, 5 m	O/ID	T25066-3	T25066-3
		Parallel connection set G $\frac{3}{4}$	T26243-1	T26243-4
		Parallel connection set with shut-off valves G $\frac{3}{4}$	T26243-2	T26243-3
		Adjustable screw joint set (per circuit) G $\frac{1}{2}$	T26173	T26173

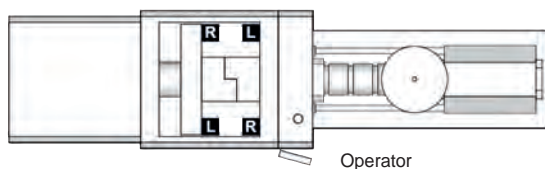
**Ordering example: HB-FM160L8-5-ZH, English**

- + 1x Parallel connection set with shut-off valves G $\frac{3}{4}$  (O/ID T26243-2)
- + 1x Cable HB, 5 m (O/ID T25066-3)

Nominal measurement range	Per circuit	L/min	0,4–20				0,4–20			
	Parallel connection	L/min	0,8–40				0,8–40			
Connection main manifold	Thread		G1 $\frac{1}{4}$				G1 $\frac{1}{4}$			
	Resistance	bar, °C	20, 180				25, 200			
Connection circuits	Thread		G $\frac{1}{2}$				G $\frac{1}{2}$			
	Parallel connection; Thread		G $\frac{3}{4}$				G $\frac{3}{4}$			
	Resistance	bar, °C	20, 180				25, 200			
Dimensions (→P. 10/11, Fig. 3)	max. Height	mm	352	504	687	839	352	504	687	839
	Width	mm	336	336	336	336	336	336	336	336
	Depth	mm	245	245	265	265	245	245	265	265
Weight max.		kg	25	41	57	73	25	41	57	73

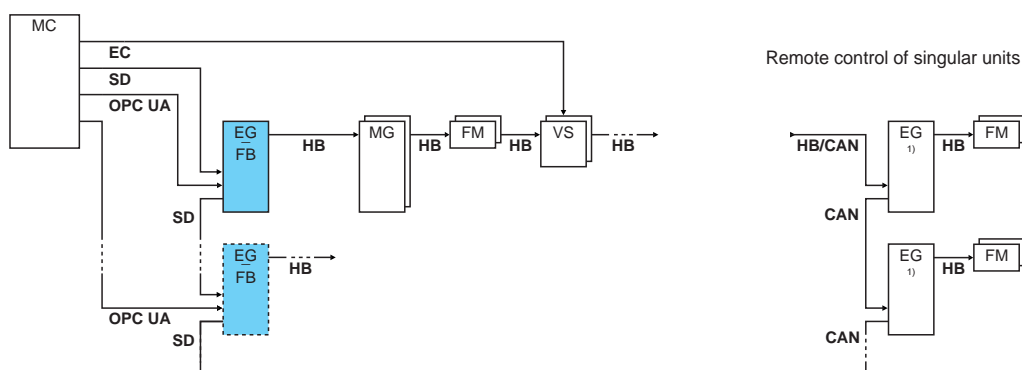
● Standard specification ○ Optional

<sup>2)</sup> Note for mounting left/right:

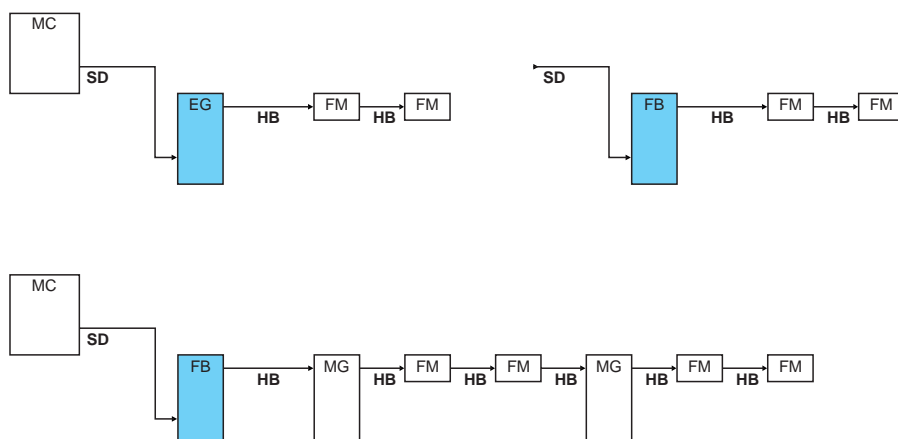


### Communication (Fig. 1)

Basic circuit diagram



### Examples



Legend	Description	Note
MC	Machine control	max. 1
FB	Control modul Panel-5	max. 1
EG	Temperature control unit Thermo-5, singular unit	max. 16 (per command)
MG	Temperature control unit Thermo-5, modular unit	
FM	Flow meter Flow-5	max. 32 (at 4 circuits each)
VS	Switching unit Vario-5	max. 8
SD	Communication via serial data interface DIGITAL (ZD), CAN (ZC) or PROFIBUS-DP (ZP)	Maximum number of units, operating range and transfer of flow rate values depend on machine control and protocol
OPC UA	Communication OPC UA via Ethernet (ZO)	
HB	Communication interface HB	Order of connection is not relevant
HB/CAN	Communication interface HB/CAN	To remotely control singular units
CAN	Communication interface CAN (ZC)	
EC	External control	Assignment dependent on machine control unit

■ Command

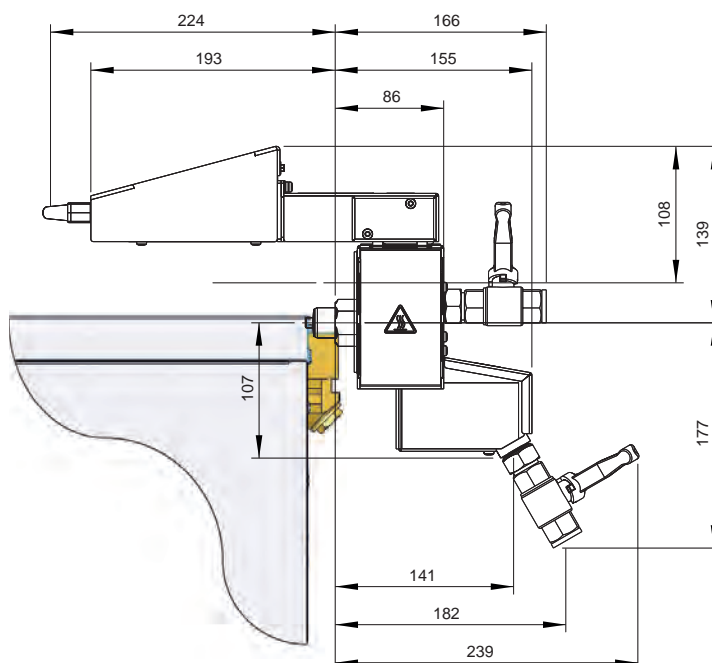
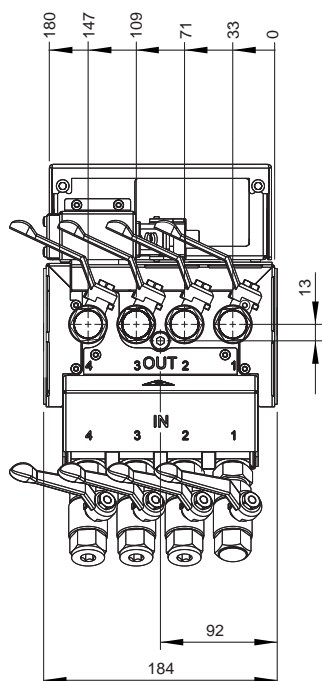
<sup>1)</sup> Command deactivated

### General Technical Data

Environment	Temperature	5–60 °C
	Humidity	35–85 % RH (non-condensing)
Colour	Control panel (unit attachment)	RAL 7012 (basalt grey)
Protection class		IP 54
Standards		EN 50581, EN 61010-1, EN 61326-1, EN ISO 13732-1
Certification/Approval		CE (compliance with relevant CE directives)
Tolerance	Flow indicator	±5 % of measured value

### Dimensioned (Fig. 2)

HB-FM160/180/200G, scale 1:6



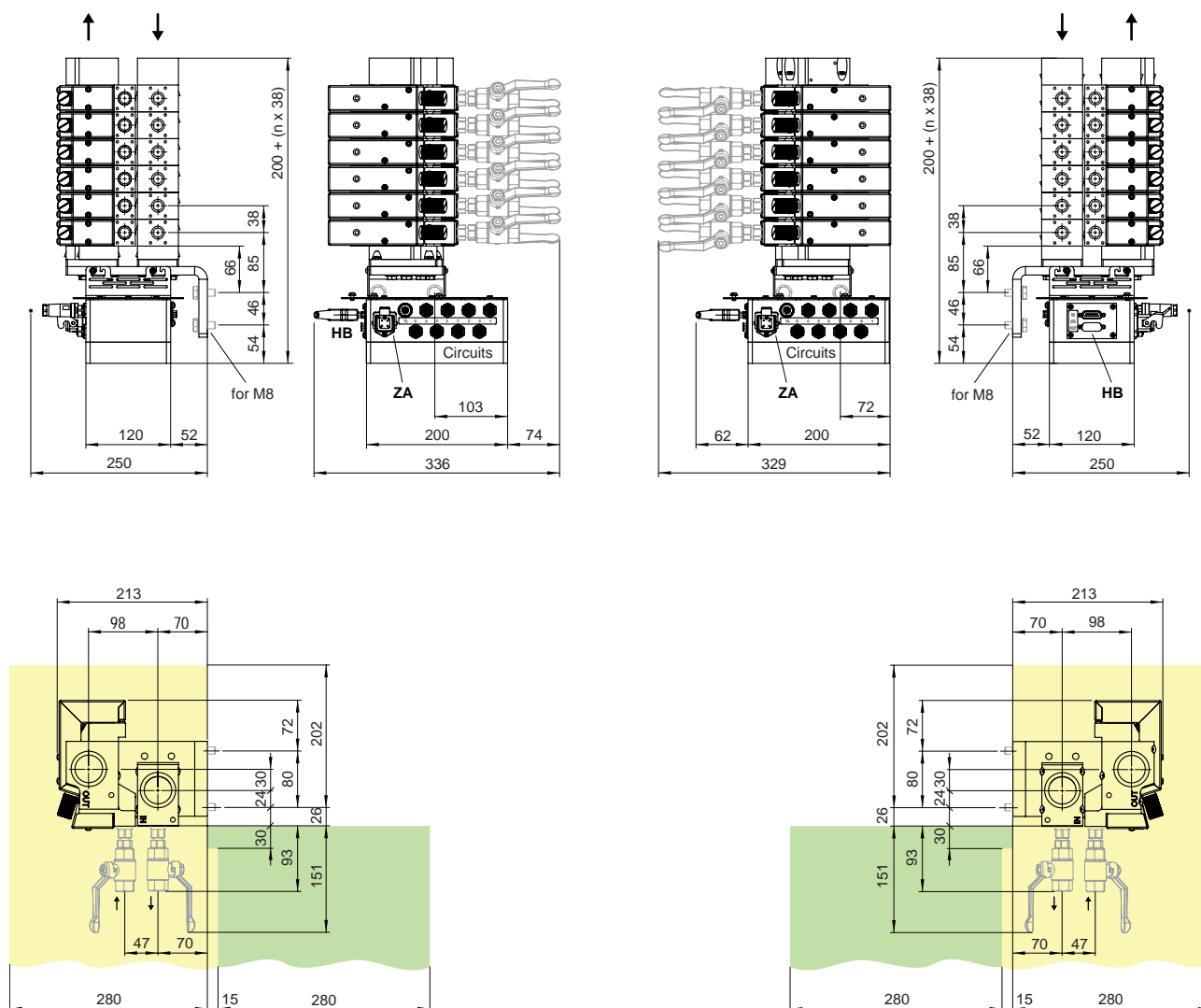


### Dimensions (Fig. 3)

HB-FM160/180L (mounting left, 2–8 circuits)

HB-FM160/180R (mounting right, 2–8 circuits)

Scale 1:10



n Number of circuits

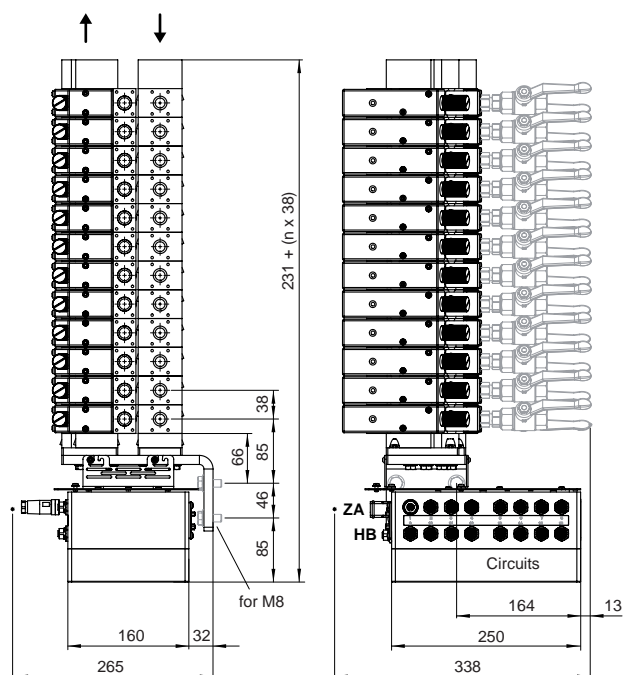
Required free space

Additionally suggested free space

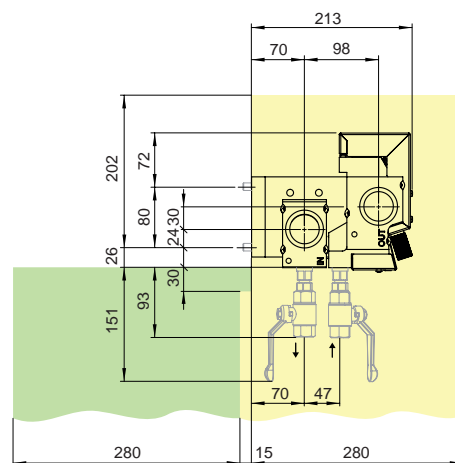
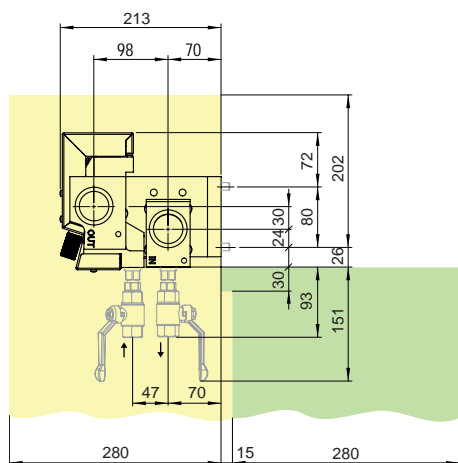
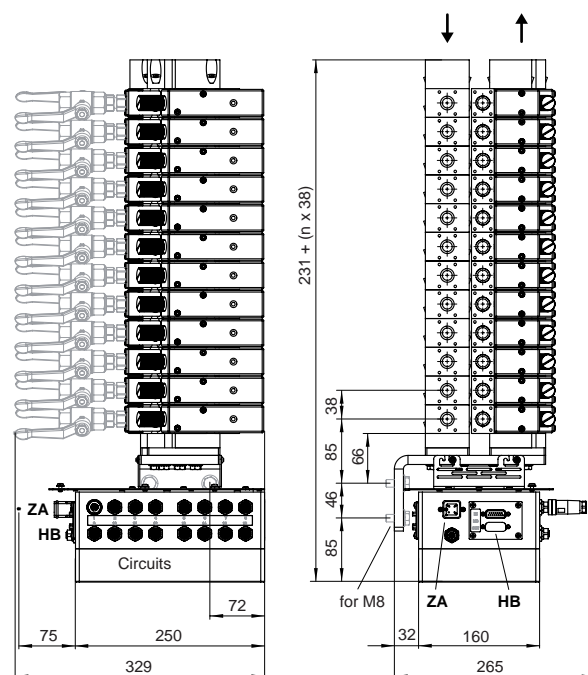
1) Mounting screws M8 included

Note: 3D data available

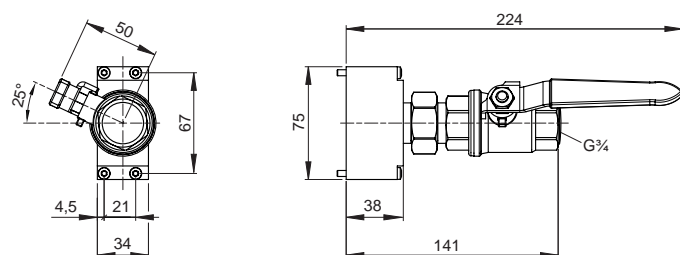
HB-FM160/180L (mounting left, 9–16 circuits)



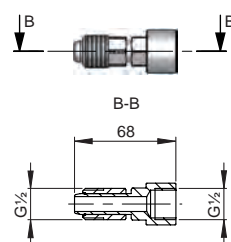
HB-FM160/180R (mounting right, 9–16 circuits)



Parallel connection of two circuits, scale 1:5

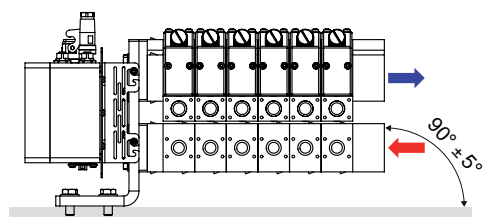
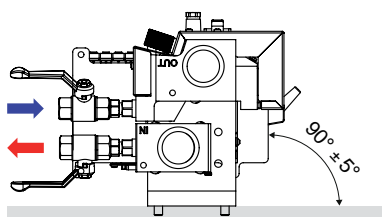


Adjustable screw joint set, scale 1:5

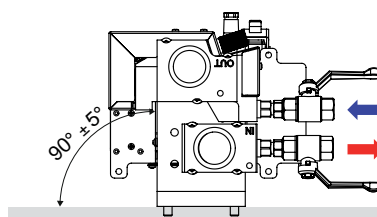
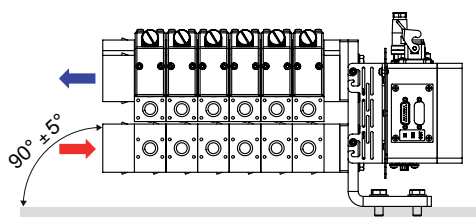


# **Mounting Position (Fig. 4)**

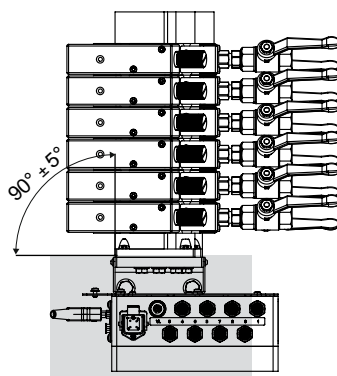
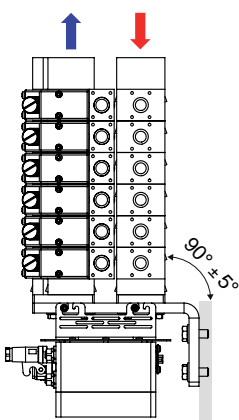
Horizontal (mounting left)



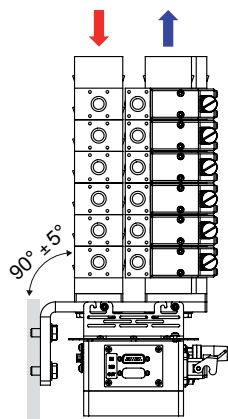
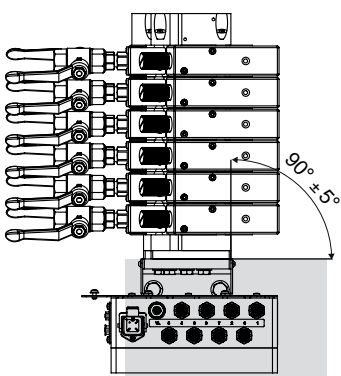
Horizontal (mounting right)



Vertical (mounting left)



Vertical (mounting right)



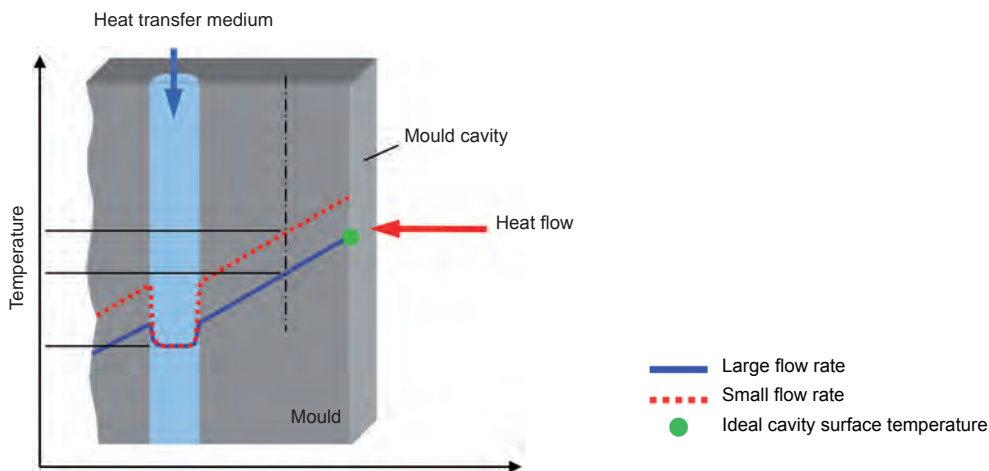


# Flow rate measurement

When temperature control circuits are connected in parallel in an injection mould, slight changes in the flow rates of the individual channels can affect the temperature in the mould cavity, which in turn can lead to product quality problems. Reliable measurement and monitoring of the flow rates in all parallel-connected temperature control circuits can enable the benefits of this type of connection to be exploited and ensure consistently high-quality finished parts. Depending on the application it can make sense to mount the flow meters on the temperature control unit or autonomic near the mould.

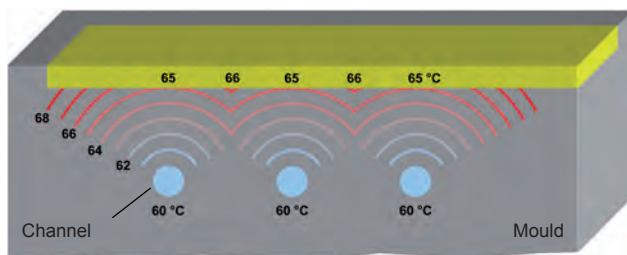
## Influence of flow rate in the injection moulding process

Heat transfer at the wall of the cooling channel depends heavily on the flow conditions, which in turn are primarily determined by the flow rate. A change of the temperature difference between the heat transfer medium and the mould therefore has a direct effect on the quality-relevant temperature of the surface of the mould cavity. In the injection moulding process an even temperature distribution at the surface of the mould cavity is particular important for mould temperature control.

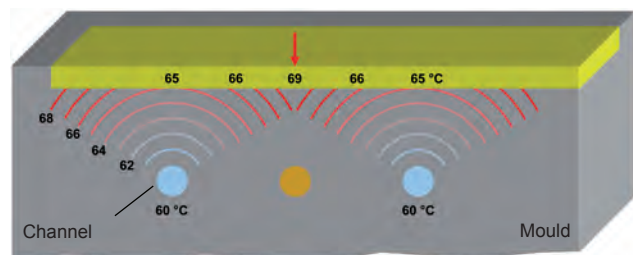


Temperature gradient in the mould for different flow rates

Partly or complete blocked channels of a circuit degrade the temperature distribution massively. Unfortunately, they cannot be detected by measuring and monitoring the main flow of the temperature control unit only.



Temperature distribution for the same flow rate in all three channels

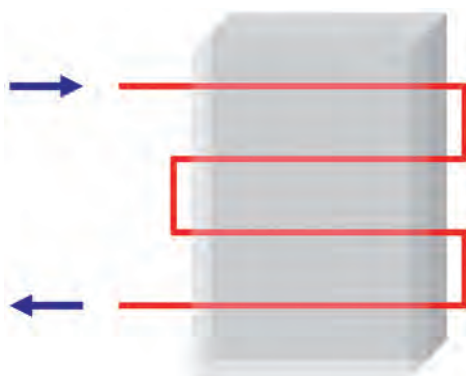


Temperature distribution when the middle channel is blocked

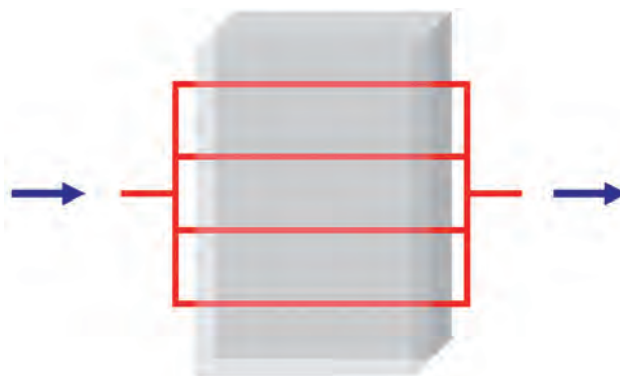
In certain cases, the temperature in the area of influence of a channel can be changed by adjusting the flow consciously. The reduction of the flow results in higher temperatures. With this technique the sensitivity of perturbation increases, what makes the monitoring of the flow of the channels essential.

**Serial versus parallel connection**

In applications with serially connected temperature circuits, the flow monitoring of the individual temperature control unit is perfectly adequate because the flow in all channels connected is equal. In contrast to serial systems, parallel connected temperature control circuits offer a lower pressure drop with a larger total flow rate, fast-response temperature control and more even temperature distribution as well as a smaller temperature difference between feed and return flow.



*Serial connection*



*Parallel connection*

In order to take full advantage of temperature control circuits connected in parallel, it is advisable to measure and monitor the flow rates of the individual circuits.

# HB-THERM®

## Temperature Control Technology

### **HB-Therm worldwide.**

HB-Therm is one of the leading manufacturers of temperature control units worldwide. Since 1967 HB-Therm AG has been developing and producing innovative temperature control technology to the highest quality standards. With its comprehensive know-how and motivated workforce, the company has succeeded in becoming the technology leader in its sector.

This Swiss family enterprise employs around 150 staff and has established itself as a systems supplier offering seamless customer support from machine design through to a complete after-sales service. Production is exclusively in St. Gallen. Own subsidiaries (Sales & Service) in Germany and France as well as 40 other national agencies are representing HB-Therm around the globe.

The company's quality and environmental management system is based on the continual improvement of all activities and processes and is certified to ISO 9001/14001. All its products and services are based on a philosophy of offering „Swiss-made“ quality to customers.

### **Customer service. Included.**

With our sales and marketing network service we can offer comprehensive expert advice and assistance in:

- Optimum temperature control process
- Determination of the specification of the product and advice regarding functionality
- Electrical and hydraulic connections
- Data interfaces
- Heat transfer medium
- Servicing of the equipment

Our experts are always available for support when questions of specialist requirements or applications arise or when putting the equipment into operation, or for the operational training of your staff.



HB-THERM AG  
Spinnereistrasse 10 (WU 3)  
Postfach  
9006 St. Gallen  
Switzerland  
Phone +41 71 243 6-530  
info@hb-therm.ch, www.hb-therm.ch

### Subsidiaries

HB-THERM GmbH  
Dammstraße 78  
53721 Siegburg  
Germany  
Phone +49 2241 5946-0  
info@hb-therm.de, www.hb-therm.de

HB-THERM S.A.S.  
5378 Route du Pou du Ciel  
ZI de Reyrieux  
01600 Reyrieux  
France  
Phone +33 4 74 00 43 30  
commercial@hb-therm.fr, www.hb-therm.fr

### Distributors

**Australia (AU)**  
Comtec Australia Pty Ltd, Keysborough VIC 3173

**Austria (AT)**  
Luger Gesellschaft mbH, 3011 Purkersdorf

**Belgium (BE)**  
AJ Solutions BVBA, 2240 Zandhoven

**Brazil (BR)**  
HDB Comércio e Indústria Ltda., Cotia (SP) 06705-110

**China (CN)**  
ARBURG (Shanghai) Co., Ltd., 201100 Shanghai  
ARBURG Machine & Trading, 518108 Shenzhen  
Dongguan Cenglary Trading Co., Ltd., 523845 Dongguan City  
Tianjin Cenglary Trading Co., Ltd., 300452 Tianjin City  
Jiangsu Cenglary Engineering & Trading Co., Ltd.,  
215300 Kunshan Devel. Dist.

**Croatia (HR)**  
Luger Gesellschaft mbH, 3011 Purkersdorf

**Czech Republic (CZ)**  
Luger spol. s.r.o., 251 01 Ricany

**Denmark (DK)**  
SAXE Hansen, 3500 Værløse

**Estonia (EE)**  
Telko Estonia OU, 13522 Tallinn

**Finland (FI)**  
Engel Finland Oy, 00380 Helsinki

**France (FR)**  
HB-THERM S.A.S., 01600 Reyrieux

**Germany (DE)**  
HB-THERM GmbH, 53721 Siegburg

**Hong Kong (HK)**  
ARBURG (HK) Ltd., Quarry Bay

**Hungary (HU)**  
Luger Kft., Budapest 1147

**India (IN)**  
Salnik Solutions, 400072 Mumbai

**Indonesia (ID)**  
ARBURG Indonesia, Jakarta 10150

**Ireland (IE)**  
KraussMaffei (UK) Ltd, WA5 7TR Warrington

**Israel (IL)**  
SU-PAD Ltd., 4809102 Rosh Ha'ayn

**Italy (IT)**  
Nickerson Italia Srl, 24030 Brembate di Sopra (BG)

**Japan (JP)**  
ARBTECHNO Ltd., Iwaki 973-8406

**Korea, Republic of (KR)**  
IMTS, 1449 Bucheon-si

**Latvia (LV)**  
Telko Latvija SIA, 1026 Riga

**Liechtenstein (LI)**  
HB-THERM AG, 9006 St. Gallen

**Lithuania (LT)**  
Telko Lietuva UAB, 51183 Kaunas

**Luxembourg (LU)**  
AJ Solutions BVBA, 2240 Zandhoven

**Malaysia (MY)**  
ARBURG Sdn Bhd, 46150 Petaling Jaya

**Mexico (MX)**  
Engel Mexico S.A. de C.V., 76246 El Marques, Querétaro

**Netherlands (NL)**  
ROBOTECH bv, 4824 AS Breda

**New Zealand (NZ)**  
AOTEA MACHINERY LTD., Auckland 1145

**Poland (PL)**  
ELBI-Wrocław Sp. z o.o., 53-234 Wrocław

**Portugal (PT)**  
KraussMaffei HighPerformance, S.A., 08100 Mollet del Vallès

**Romania (RO)**  
Plastic Technology Service Srl, 032451 Bucuresti

**Singapore (SG)**  
ARBURG PTE LTD., Singapore 139965

**Slovakia (SK)**  
Luger spol. s.r.o., 251 01 Ricany

**Slovenia (SI)**  
Luger Gesellschaft mbH, 3011 Purkersdorf

**South Africa (ZA)**  
GREEN TECH Machinery Ltd, 1709 Quellerina

**Spain (ES)**  
KraussMaffei HighPerformance, S.A., 08100 Mollet del Vallès

**Sweden (SE)**  
K.D. Feddersen Norden AB, 511 54 Kinna

**Switzerland (CH)**  
HB-THERM AG, 9006 St. Gallen

**Taiwan (TW)**  
Morglory International Co., Ltd., Taichung City 40757

**Thailand (TH)**  
ARBURG (Thailand) Co., Ltd., Samutprakarn 10540

**Turkey (TR)**  
ARBURG Plastik Enjeksiyon, 34524 Yakuplu-Büyükcemece/Istanbul

**United Kingdom (GB)**  
KraussMaffei (UK) Ltd, WA5 7TR Warrington

**United States (US)**  
Frigel North America, East Dundee, IL 60118